

This is a ministry to write down a letter to our brothers and sisters who are imprisoned for Christ in the world.

When you write a letter as an individual or as a group

Process: Read this manual before read prisoner profiles. → Read prisoner profiles → Choose a prisoner to write a letter → Write a letter or card in one's native language according to the following examples (refer to the picture of 'How to write' below) → Put your letter or card in an envelope → Write your personal name as the sender. → Write the prison address as the recipient address. → Go to the post office and talk about the country you send at the counter. (You may pay for about 1,000 won for a letter on average.)

You would let your people like church or family members know about those prisoner profiles on bulletin board in your church, in your cell group gatherings, or in family gatherings. And you would tell their stories of those brother and sister prisoners and explain how you all would be able to write and send letters at the post office. (or, you would send those letters to VOMK office with about 1,000 won (for a stamp) and VOMK staff will send your letters with others.)

You are welcomed to request prisoner profiles in anytime to VOMK.

When you write a letter in the Voice of the Martyrs

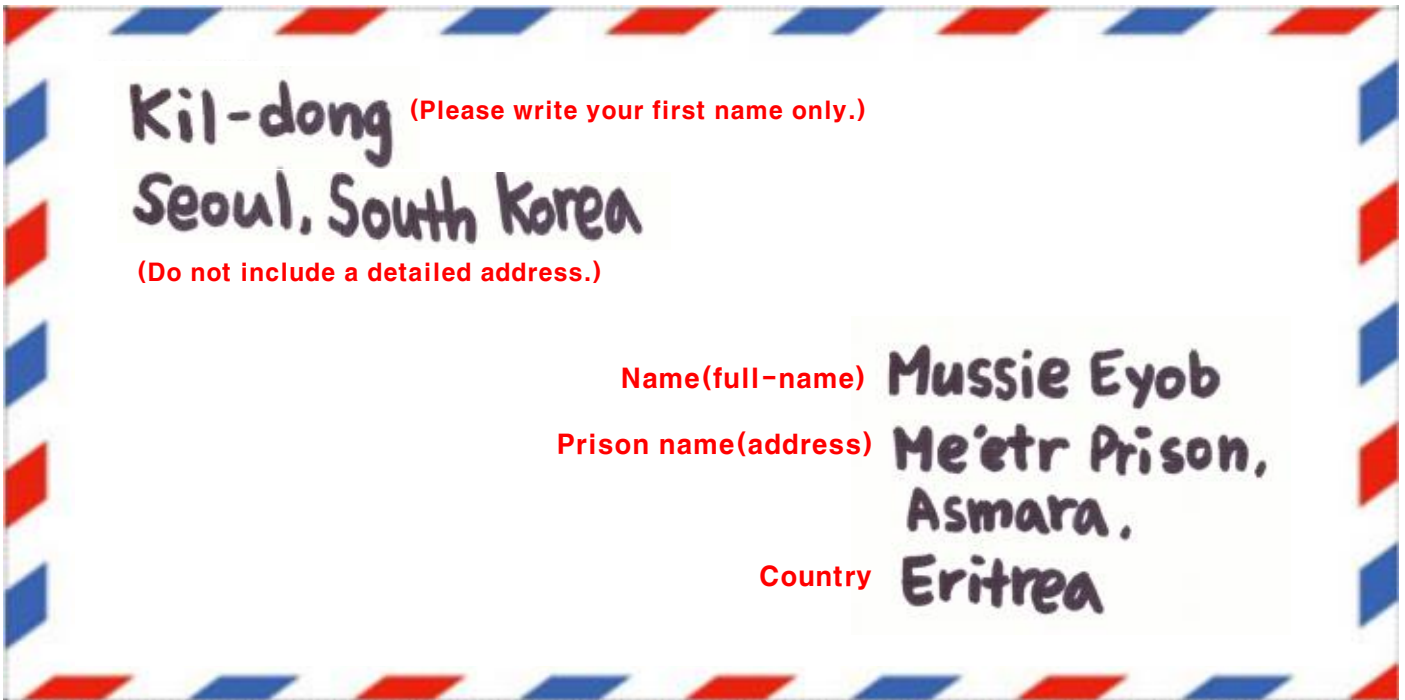
Kindly read instruction on above and after writing a letter, you would put 1,000 KRW for a stamp in the envelop. At this time, you would not close the envelop, however, just put in the box which the prisoner profile is on the shelf.

Remember!

1. For the safety of the prisoner, please do not mention VOMK or specific organization (or church). It is acceptable to write your full name or your first name. Prisoners would be allowed to get letters from outside, however, when government would find out there are names of specific organizations such as VOMK in the letter, the prisoner might be punished or hatred due to suspected connection with a 'foreign organization'.
2. Please do not write any negative comments about the country the prisoner lives in or the government or political system of the country. Kindly ask you to write down and send spiritual encouragements.


How to write on envelope

(For example, a sender is Hong Kil-dong and a receiver is Mussie Eyob)




How to write a letter


1) In the letter examples, select sentences you want to write and then, cut it with scissors.



2) Arrange them on paper.
(Be careful not to mix or reverse the text.)



3) Paste them and decorate to complete.



4) Put it in a letter envelope and seal it.

